

Recessed Ceiling Down Lights

Ref. LED230R-17W-3K-30°-DALI IP54



Recessed Mounting



Features:

Recessed down light for indoor/outdoor application, it is high-performance, easy to install ceiling light solution that offers perfect light output, energy efficiency and streamlined design, suitable for high or low bay lighting, corridors, porch, vestibule, wet area etc.

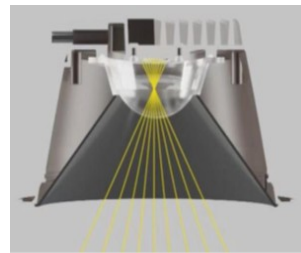

Body: Durable airtight aluminum body with anodized black heat sink to provide maximum airflow for the LED light source.

Mounting : Includes two spring loaded clips to any ceiling materials.

LED Characteristics: This general application light fixture features a CREE COB LED that maintains uniform intensity producing , with a typical CRI>85 COB, UGR< 19 , Color 3000K,4000K,6500K

Operating Temperature : -20°C~50°C

LED Driver:With a OSRAM Constant Current Driver, Includes an cable with fast connector between driver and fixture for use in quick connect, push-in terminals for fast and easy wiring to main power.



LOW GLARE UGR<19

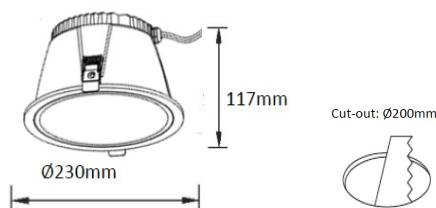


REFLECTOR COLOR SELECTABLE

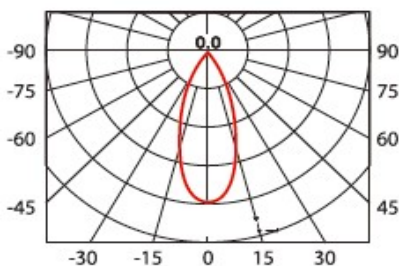


AIRTIGHT DESIGN

Dimensions (mm):



Beam Angle:



lumen output	1990 lm
Power (W)	17W
Color temperatures (K)	3000 K
CRI	85
Hours Life L80B10	50000
Input Voltage	220-240V 50/60Hz
Beam Angle	30°
Trim Color	White
Refelctor Color	White/Silver/Sand
UGR	<19
LED Brand	CREE
Voltage	220-240V 50/60Hz
Power factor	0,95
Class	III
IP Rating	54
IK Rating	03
Weight (Kg)	2
Operating temperature (°C)	-20 / 50