



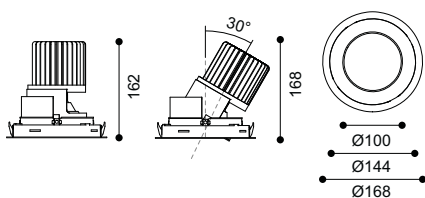
Article number	1618.161
LED Consumption	20W
Current	700 (mA)
Lumen	105(lm)/W
Beam Angle	10°/20°/30°/50°
CCT	2700/3000K
CRI	90+



Article number	1618.238
LED Consumption	20W
Current	700 (mA)
Lumen	105(lm)/W
Beam Angle	10°/20°/30°/50°
CCT	2700/3000K
CRI	90+



Dimmable

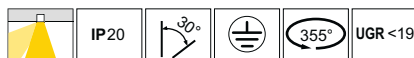


h(m)	D(m)	E(lx)
38°		
1.0	0.64	5209
2.0	1.29	1302
3.0	1.94	578
4.0	2.58	325
5.0	3.23	208

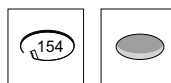
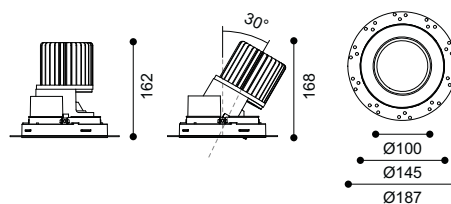
Accessories



SG10-2 Wove glass H13-2 Honeycomb louvers



Dimmable



h(m)	D(m)	E(lx)
38°		
1.0	0.64	5209
2.0	1.29	1302
3.0	1.94	578
4.0	2.58	325
5.0	3.23	208

Accessories



SG10-2 Wove glass H13-2 Honeycomb louvers