



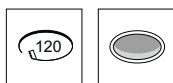
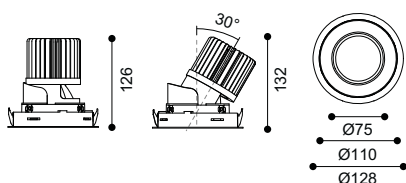
Article number	1618.160
LED Consumption	12W
Current	350 (mA)
Lumen	105(lm)/W
Beam Angle	10°/20°/30°/50°
CCT	2700/3000K
CRI	90+



Article number	1618.237
LED Consumption	12W
Current	350 (mA)
Lumen	105(lm)/W
Beam Angle	10°/20°/30°/50°
CCT	2700/3000K
CRI	90+



Dimmable




h (m)	35°	
	D (m)	E (lx)
1.0	0.67	3501
2.0	1.34	875
3.0	2.02	388
4.0	2.69	218
5.0	3.37	140

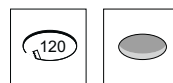
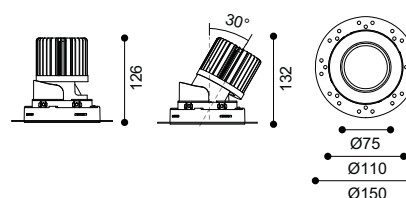
Accessories



SG10-1 Wave glass H13-1 Honeycomb louver



Dimmable



h (m)	35°	
	D (m)	E (lx)
1.0	0.67	3501
2.0	1.34	875
3.0	2.02	388
4.0	2.69	218
5.0	3.37	140

Accessories



SG10-1 Wave glass H13-1 Honeycomb louver